



The Lego printed bricks, also known as named beams, come in an endless variety of styles and colors from 1955-79, but mostly before 1972. This large group of different beams is from the collection of Colombian LEGO collector Manuel Cueto.

48.0 OLD PRINTED & PAINTED LEGO ELEMENTS (1955-1986).

48.1 Lego Printed Beams (1955-65).

In Britain they are called “named beams”, in the USA it’s “beams with names”, in Germany and Austria they are called “balken mit namen”, and in the Netherlands they are called “balken met opschrift”. These named beams are mostly 1x6 and 1x8 white Lego bricks with mostly generic business names on them. Generally these were produced from 1955 to 1972 (the golden era of named beams), although some were produced until the early 1990’s.

The very first Lego named beams from 1955-56 appear without “Lego” on the studs. These were mainly sold in Denmark, Norway and Sweden. As is always the case, the supply of old style beams were used up before the new ones were sold to the public. When Lego sales started in the rest of continental Europe, starting in 1957, all beams had “Lego” printed on the studs. Like all pre-1964 1x6 and 1x8 regular beams, the named beams did not have posts underneath. The addition of posts came in 1964-65.

As is the case with all Lego bricks and elements, all named beams were made of Cellulose Acetate plastic until 1962-63. Cellulose Acetate was determined to be an unstable plastic. Over long periods of time this plastic had a tendency to warp. So starting in 1962, a new plastic called ABS was introduced. This plastic is still in production today. ABS plastic named beams did not warp. The easiest way to tell if a named beam is Cellulose Acetate or ABS is to check for warping.


From the very beginning in 1955 the Lego named beams were printed in the local language. Although the named beams were always white 1x6 and 1x8 bricks (until the late 1960’s), the

printing was in several different colors, the most common of which were black, blue and red. Some named beams were also printed in yellow and green, although those colors are scarcer.

In the 1970's and 1980's named beams were more generic, using the same beams for most countries. Beams such as GARAGE, HOTEL, TAXI, STATION and SHELL were produced for most countries in lighting sets of that era.

TLG also produced some promotional beams for specific companies in the 1970's and 1980's. German and Danish companies seem to be the most common. These are highly sought after by Lego collectors.

Today TLG rarely produces named beams. Most all labeling is done by using stickers and sticker sheets. Old named beams are a popular Lego collectible today. Rare named beams of the 1955-72 era are especially collectible.



This model was a retailer glued display model that TLG sold to their retailers in 1958-59. It shows some of the named beams that were available in a Netherlands #226 Named Beams Parts Pack.

Named Beams Spare Parts Packs

TLG produced many different named beams parts packs. Besides the transparent named beams produced in the lighting device sets, all named beams parts packs were produced only from 1955-72. The named beams parts packs were only produced until 1966 in USA, and until 1969 in Canada, and 1972 elsewhere.

Lego Named Beams Spare Parts Packs - EU/UK/AUS/USA/CAN (1955-85).

Pack#	Years	Location Sold *	Quantity
#1224	1955-57	DK	8 named beams
#1224/1	1955-57	DK	8 named beams
#1224	1955-57	NOR, SWE	10 named beams
#226	1956-57	EU	8 named beams
#226	1958-65	EU	7 named beams
#226	1960-65	UK	7 named beams
#226	1961-66	USA	10 named beams
#226	1962-65	AUS	7 named beams
#226	1962-66	CAN	10 named beams
#426	1966-72	UK/AUS	7 named beams
#426	1966-68	CAN	7 named beams +
#491	1966-68	EU	6 named beams +
#990	1969-72	EU	4 named beams +
#995**	1969-77	EU/UK/AUS/CAN	3 named beams +
#970**	1978-86	ALL	3 named beams +

* - EU = Continental Europe UK = Britain AUS = Australia USA = USA CAN = Canada
 DK = Denmark NOR = Norway SWE = Sweden ALL = All locations

** - These spare parts packs contain lighting bricks. Therefore the named beams are transparent.

+ - There were other accessories in these spare parts packs besides named beams.



The #226 and #1224 named beam spare parts packs vary from country to country, although some countries that share the same language(s) may have the same beams. Here we have Danish named beams (left), French named beams (center) and Italian named beams (right) from the collection of German collector Kurt Richter. Some beams such as ESSO SERVICE, CINEMA, GARAGE and KIOSK are found in many countries, while others are country specific.



Here are named beams for 5 countries as found in the #226 Named Beams spare parts packs.. Top is early 1955-56 Norwegian named beams with decals instead of printing. This was soon changed to printed bricks. These Norwegian named beams, as well as the Finnish ones (center left) are from the collection of German collector Lothar Gasteiger.

The named beams (center right) are from Sweden from 1955-56, and the named beams (lower left) are the ones used in both Portugal and Switzerland. This does seem rather odd, since Portuguese is quite different from the languages spoken in Switzerland. Ironically no true Portuguese bricks have ever been found (although the Italian TEATRO is also used in Portugal). These are from in the collection of Portuguese collector Joao Mimoso.




These named beams show the many color and design variations of the mid-to-late 1950s. For the most part these named beams are from Denmark and Germany. The upper left named beams are "BAKERY" in Swedish (top), Danish (middle) and German (bottom). These named beams are from Dutch LEGO collectors Diana Swartjes and Richard Bintanja.



Here are some more European named beams as found in the #226 Spare Parts Packs. The Dutch named beams (upper left) differentiate from the Belgian named beams (upper right) in that they contain no French language beams. The #226 named beams of Britain, Ireland and Australia (left) are very different from those found elsewhere, in that they have very thin writing.

Below we have named beams from the later 1960s. These are all in block letters, and never found in script. Also, by the early 1970s, some named beams started to have other emblems on them, and they were not always white, nor always 1x6/1x8 in size.





This model was a retailer glued display model that TLG sold to their retailers in 1958-59. It shows some of the named beams that were available in a Danish #226 Named Beams Parts Pack.

The spare parts pack for Lego named beams was #1224 when it first came out in Denmark, Norway and Sweden in 1955. In Denmark, the #1224 had 8 named beams. Denmark also had a 2nd set #1224/1 which had an additional 8 named beams. In Norway and Sweden only the #1224 was sold, but it had 10 named beams. This was followed in 1956 by parts pack #226 in Germany and other central European countries (but with only 8 named beams). In late 1957 the number of named beams in the #226 was reduced to 7. In 1958 #226 was also sold (with 7 named beams) in Denmark, Norway and Sweden.

The #226 pack was produced until 1966. In the USA it was the last named beams spare parts pack ever produced. In 1966 the new spare parts packs were #426 in Britain, Australia and Canada. In Canada only, the #426 spare parts pack also included Lego 1x1 letters and numbers.

In continental Europe spare parts pack #491 came into production in 1966. This spare parts pack also contained Shell accessories, such as free standing Shell signs and gas pumps. In 1969 spare parts pack #990 came into production. This spare parts pack contained 4 named beams, several trees and bushes, a Lego flag, and an antenna. Also starting in 1969 was the production of Lighting Device parts pack #995. This pack had transparent named beams in different colors. The #995 was sold in continental Europe, Britain, Australia and Canada, but not USA. In 1978 the #995 was replaced by #970 Lighting Device parts pack. Starting in 1980, the #995 pack was also sold in USA.



Three of the named beams parts pack boxes side views show the 1955-58 #1224 (left), the 1956-59 #226 (middle), and the 1960-65 #226 (right).

Named beams are dependent on the local language of each country that sold them from 1955-65. TLG appears to have made an endless number of different signs in the different European languages. It seems that each country had their own group of signs (although Germany and Austria had the same signs, due to their common language). Some countries, such as Switzerland (German and French) and Belgium (Flemish and French) probably had one set of #226 beams with names parts packs in each language.

In the USA the #226 signs were in English (as well as in Britain and Australia). But USA has some different names for different business functions than Britain does. It appears that Canada used the same named beam signs that were used in the USA.



2 examples of a German #226 Beams with Names parts packs. The example on the left shows 1950's signage. The example on the right shows 1960's signage. Some signs remained unchanged. These named beams would have been sold in either Germany, Austria or even Luxemburg.

Lego Beams w/ Names (by Country) Parts Packs #226/#1224/#1224-1 (1955-65)

Country*	(# in pack)**	Description (all signs in local languages)
Denmark (1955-56)	(8 & 8)	BAGER, BANEGÅRD, BANKEN, ESSO SERVICE, FALCK, GARAGE, HOTEL, KINO, KIOSK, KØBMAND, MEJERI, POST, SLAGTER, TAXA, TEATER, TOBAK
Denmark (1956-65)	(8/7)	BAGER, BANEGÅRD, BRANDSTATION, ESSO SERVICE, GARAGE, HOTEL, KINO, KIOSK, KØBMAND, SLAGTER, TAXA, TEATER, TOBAK, VW SALG
Norway	(10/7)	BAKER, BANKEN, DROSI, ESSO SERVICE, GARASJE, HOTELL, KINO, KIOSK, KOLONIAL, POSTHUS, SLAKTER, TAXI, TEATER, TOBAKK
Sweden	(10/7)	ESSO SERVICE, GARAGE, HOTELL, KINO, KIOSK, POST, SPECERIER, TAXI, TEATER, TOBAK
Belgium	(8/7)	AUTOMATIEK, BUCHERIE, CIGARETTEN, CAFÉ, CINEMA, ESSO SERVICE, GARAGE, HOTEL, KIOSK, POSTERIJEN, STATION, TAXI'S, THEATER

Britain/Australia	(7)	CAFÉ, CAR DEALER, CINEMA, DEALER, ESSO SERVICE, GARAGE, HOTEL, KIOSK, FIRE STATION, RESTAURANT, TAXI
Germany, Austria, Luxemburg	(8/7)	BÄCKER, BAHNHOF, ESSO SERVICE, ESSO WAGENPFLEGE, FEUERWEHR, GARAGE, HOTEL, KINO, KIOSK, POST, THEATER, TAXE, TABAK, VW VERKAUF, WÜRSTCHEN
France	(7)	BOULANGERIE, BUCHERIE, CHARCOUTERIE, CAFÉ, CINEMA, GARE, GARAGE, ESSO SERVICE, HOTEL KIOSK, POMPIERS, POSTE, TABAC, THEATRE
Netherlands	(8/7)	AUTOMATIEK, BRANDWEER, CAFÉ, ESSO SERVICE, GARAGE, HOTEL, GRAND THEATER, KIOSK, KOEK'S BANKET, PHILIPS, POSTERIJEN, P.T.T, RESTAURANT, SIGARETTEN, SNACK BAR, STATION, TAXI'S
Italy	(7)	ALBERGO, CINEMA, DROGHERIA, ESSO SERVICE, GARAGE, HOTEL, KIOSK, RISTORANTE, PANETTERIA, POMPIERI, TABACCHI, TEATRO
Finland	(7)	ESSO HUOLTO, HOTELLI, KAHVILA, KIOSKI, TAKSI, TEATTERI, TUPAKKAA
Switzerland/Portugal	(8/7)	CAFÉ, CINEMA, ESSO SERVICE, GARAGE, HOTEL, KIOSK, POST, TAXI'S, THEATRE
USA/Canada	(10)	CAFÉ, ESSO SERVICE, GARAGE, GARAGE, GROCERY, HOTEL, HOTEL, STORE, STORE, THEATER (duplicate beams in pack)

* - Some of these named beams were used in more than one country. For example, the Swiss named beams were also found in Portugal. The German named beams were sold in Germany, Austria and Luxemburg.

** - The 1955-56 #1224 & #1224/1 beams sold in Denmark had 8 specific named beams in the local language in each set. The 1955-56 Norwegian and Swedish #1224 had 10 named beams. Starting in 1956 all named beams spare parts packs had only 8 named beams from 1956-57, and 7 named beams from 1957-65. USA/Canada sets had 10 named beams, with several duplicates.




This apartment building model with retailers on the first floor was a retailer glued display model that TLG sold to their retailers in 1958-59. It shows some of the named beams that were available in a German, Austrian or Swiss #226 Named Beams Parts Pack.



Named beams with the same spelling can have many different variations in font size, style and color. The international ESSO SERVICE and German language ESSO WAGENPFLEGE are two examples of this (left).



Even the #309/#1309 Church Set has several variations in the "1762" church date (left), some with "1762", others with "ANNO 1762", and others again with "AD 1762", but in several colors.



Even the word “HOTEL”, which appears to be universal in all western/northern European languages (where Lego was sold) has several different variations, be it script, upper case, bold letters, medium letters or fine letters. And sometimes it was spelled “HOTELL” (Norway and Sweden) or “HOTELLI” (Finland).

Some of the named beams in the sets above may vary from country to country, just as the #226 named beams spare parts pack did from 1957-65 throughout Europe.


The named beams not only varied from country to country, but also within each country. For example, the same 7 German named beams were not always in each #226 parts pack in Germany. There are about a dozen different named beams from Germany alone. TLG probably used a mixed assortment of whatever named beams were available at any given time. And in the case of USA/Canada, where 10 named beams were in the Samsonite Lego #226 Named Beams spare parts pack, some names were used more than once in the same #226 set. As a child in the USA I received 3 “STORE” named beams and 2 “HOTEL” named beams along with 5 others in a #226 pack that I purchased circa 1963.

Some named beams are not found in the named beam spare parts packs. One example is the named beam found in the (1957-62) #309/#1309 Church set. This named beam had 3 variations: “1762”, “Anno 1762” and “AD 1762”, none of which were found in the #226 pack.


This tall building is a model from a 1958-59 retailer display catalog. It shows a HOTEL named beam at the top of the tower, and a VW SALG (VW Sales in Danish) above the VW showroom at the base of the tower.

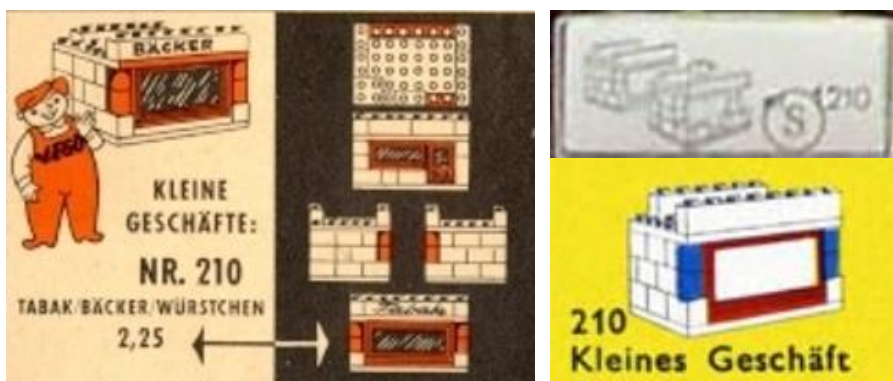


Here are 10 named beams that could have been found in a USA or Canada #226 Beams with Names parts packs. These are from LEGO collector Eric Strand of the USA. Even though there were 10 signs, there were only 7 names to choose from, so there were always duplicates. Usually the GARAGE, STORE, HOTEL or CAFÉ signs would be among the duplicates. In some of the USA/Canada #226 packs it's not unusual to sometimes find 3 of a particular sign. But there would always be at least 1 of all 7 different signs. No French Canadian named beams have yet been found.



Shown are the box tops of Town Plan sets sold between 1956-65. The (upper left) #306/#1306 VW Service, (upper middle) #307/#1307 VW Showroom and (left) 308/#1308 Fire Station all show a "LEGO" sign on the roof. However, this was just a generic box top name. The sign actually included in each set varied from country to country, in the local language(s). Some of the VW signs for some countries simply had several VW emblems on them. The (upper right) #236/#1236 Garage set almost always had a sign with "GARAGE" on it. The #309/#1309 Church Set (lower right) had either an "ANNO 1762", "1762" or "AD 1762" sign. The Esso Service Station #310/#1310 (lower left) almost always had "ESSO SERVICE".





The #210/#1210 small store set was sold 1955-64. A 1957 German catalog image (left) shows the German #210 available in 3 versions of the named beam - "TABAK", "WÜRSTCHEN" & "BÄCKER". Most countries only offered one named beam, often "KIOSK". The other image (right above) shows a Swedish #1210 with "S" (SPECERIER). 1960's LEGO catalogs (right below) show no printing on the #210 model sign. But there was always a printed named beam in the box.

Sets with Lego Beams with Names (1955-65)

Set # *	Year	Description (all signs in local languages)
#210/#1210	1955-65	<p>Small Store set. Each country had one named beam in the set in the local language.</p> <p>GER/AUST: #210 B "BÄCKER" #210 T "TABAK" #210 W "WÜRSTCHEN" #210 "KARSTADT"</p> <p>DENMARK: #210 K/#1210 K "KOBMAND" #210 T/#1210 T "TOBAK"</p> <p>SWEDEN: #210 S /#1210 S "SPECERIER"</p> <p>NORWAY: #210 T /#1210 T "TOBAKK"</p> <p>FINLAND: #210 T "TUPAKKAA"</p> <p>ITALY: #210 T "TABACCHI"</p> <p>NET: #210 K "KIOSK"</p> <p>BELGIUM: #210 K "KIOSK"</p> <p>SWZ: #210 K "KIOSK"</p> <p>UK/AUS: #210 "DEALER"</p>
#226	1956-66	<p>Spare parts pack with different named beams used in different countries (see local #226/#1224 names).</p> <p>Central Europe: With 8 named beams (1956-57)</p> <p>EU: With 7 named beams (1957-65)</p> <p>UK: With 7 named beams (1960-65)</p> <p>USA: With 10 named beams (1961-65)</p> <p>CAN: With 10 named beams (1962-66)</p> <p>AUS: With 7 named beams (1962-65)</p>

#1224	1955-57	Sweden/Norway spare parts pack w/ named beams. SWEDEN: With 10 Swedish named beams. NORWAY: With 10 Norwegian named beams.
#1224	1955-57	Denmark spare parts packs with named beams. DENMARK: With 8 Danish named beams.
#1224/1	1955-57	Denmark spare parts packs with named beams. DENMARK: With 8 Danish named beams.
#1236	1955-56	Garage set. EU: "GARAGE" NORWAY: "GARASJE"
#236	1956-68	Garage set. EU: "GARAGE" NORWAY: "GARASJE" UK/AUS: "GARAGE"
#261	1958-64	VW Beetle with Showroom Window. EU: "VW LEGO" "VW DEALER" GER/AUST: "VW VERKAUF" DEN/NOR: "VW SALG VW" SWEDEN: "VW FORSALJNING" FINLAND: "VW MYYNTI" BELGIUM: "VW VW VW" UK/AUS: "VW DEALER"
#306/#1306	1958-64	VW Repair Garage set. EU: "VW GARAGE" "VW SERVICE" NORWAY: "VW GARASJE" ITALY: "VW SERVIZIO" UK/AUS: "VW GARAGE"
#307/#1307	1958-64	VW Showroom set. EU: "VW LEGO" "VW DEALER" GER/AUST: "VW VERKAUF" DEN/NOR: "VW SALG VW" SWEDEN: "VW FORSALJNING" FINLAND: "VW MYYNTI" BELGIUM: "VW VW VW" UK/AUS: "VW DEALER"

#308/#1308	1958-62	Fire Station set. EU: GER/AUST: "FEUERWEHR" ITALY: "POMPIERI" BELGIUM: "BRANDWEER/POMPIERS" ** NET: "BRANDWEER" FRANCE: "POMPIERS" SWZ: "FEUERWEHR/POMPIERS" ** DENMARK: "FALCK" EU: "STATION" UK/AUS: "FIRE STATION"
#309/#1309	1958-62	Church Set. EU: "ANNO 1762" "AD 1762" "1762" UK/AUS: "ANNO 1762" "AD 1762"
#310/#1310	1956-65	Esso Service Station Set. FINLAND: "ESSO HUOLTO" EU: "ESSO SERVICE" GER/AUST: "ESSO WAGENPFLEGE" UK/AUS: "ESSO SERVICE"
#700	1957-64	Wooden Box set, w/ 7 named beams, as in #226. EU: (In local language, as in #226).
#700/0	1957-65	Large Basic Set with 4 named beams. EU: "ESSO SERVICE" "HOTEL" + 2 named beams in local language. UK/AUS: "ESSO SERVICE" "HOTEL" + 2 named beams in English.
#700B	1963-65	Wooden Box set, w/ 7 named beams, as in #226. ITALY: (Italian language, as in #226).
#700K	1960-63	Wooden Box set, w/ 7 named beams, as in #226. EU: (Local language, as in #226). UK/AUS: (English language, as in #226).
#700K/24	1959-61	Wooden Box set, w/ 7 named beams, as in #226. DENMARK: (Danish language, as in Danish #226).

#700U	1963-65	Wooden Box set, w/ 7 named beams, as in #226. PORTUGAL: (International version, as in #226).
#708	1961-65	Samsonite Basic Set. USA/CAN: “ESSO SERVICE” “CAFÉ” “HOTEL” “GARAGE”
#710	1963-65	Wooden Box set, w/ 7 named beams, as in #226. EU: (Local language, as in #226).
#711	1961-65	Samsonite basic set. USA/CAN: “ESSO SERVICE” “CAFÉ” “HOTEL” “GARAGE”
#725	1961-65	USA/Canada Samsonite Town Plan set. USA/CAN: “ESSO SERVICE” “HOTEL”
#810	1961-66	Continental Europe Town Plan set. EU: “ESSO SERVICE” “HOTEL”
#810	1963-67	Britain/Australia Town Plan set. UK/AUS: “ESSO SERVICE” “HOTEL”

* - 4 digit set numbers were used in Denmark, Norway and Sweden from 1955-58. 3 digit set numbers were used in central Europe from 1956-58, and in all of Europe starting in 1958.

** - Named beams with printing on 2 sides for countries that are bilingual.




This interesting mirror image 2 sided 1x8 named beam is from the collection of Diana Swartjes of the Netherlands. This beam has the old 1955-62 LEGO font on the studs, and dates to the late 1950's/early 1960's. This beam likely originated from the Belgian #308 Fire Station Set (1957-62). Which side of the (Flemish/French) sign was shown in the built model? That depended on whether the owner of the set lived in the Flemish (Flanders) or French (Wallonia) speaking part of Belgium.

Lego Beams w/ Names (by Country) in Shell Parts Packs #491 (1966-68)

Country*	Description (all signs in local languages)
Denmark	BAGER, BRANDSTATION, HOTEL, POST, SHELL, SLAGTER, STATION, TAXA, TEATER
Norway	SLAKTER, TOBAKK, HOTELL, TAXI, GARASJE, SHELL, TEATER
Sweden	GARAGE, HOTELL, SPECERIER, TAXI, TOBAK, SHELL, TEATER
Germany, Austria, Luxemburg	GARAGE, HOTEL, KIOSK, PHILIPS, POST, SHELL, TABAK, TAXE, THEATER, WÜRSTCHEN
France	BOULANGERIE, CAFÉ, CINEMA, GARE, GARAGE, HOTEL, KIOSK, SHELL, TABAC, THEATRE
Netherlands/Belgium (Dutch/Flemish)	AUTOMATIEK, GARAGE, HOTEL, PHILIPS, POSTERIJEN, SHELL, TAXI'S, THEATER
Italy	ALBERGO, CINEMA, DROGHERIA, GARAGE, RISTORANTE, PANETTERIA, PHILIPS, SHELL, TABACCHI, TEATRO
Finland	TUPAKKAA, HOTELLI, TEATTERI, TAKSI, KAHVILA, SHELL
Switzerland/Portugal	CAFÉ, CINEMA, GARAGE, HOTEL, KIOSK, SHELL, THEATRE

* - Some of these named beams were used in more than one country. For example, the German named beams were sold in Germany, Austria and German speaking parts of Switzerland. French named beams were sold in France, and French speaking parts of Switzerland and Belgium. Flemish/Dutch named beams were sold in the Netherlands and Flemish speaking parts of Belgium.



Several of the late 1960's and 1970's LEGO spare parts packs with named beams. From left to right: #491 Continental Europe 1966-68, Britain/Australia 1966-72, (upper right) #990 1969-72, (middle right) EU/UK/AUS/CAN #995 1969-77, (lower right) #970 sold in all countries 1978-86.

LEGO NAMED BEAMS IN PARTS PACKS BY COUNTRY (1966-85) *

Country Sold	Set #	# in Set	Description (all signs in local languages)
CAN	#426	(7)	ESSO SERVICE, GARAGE, CAFÉ, THEATRE, HOTEL, TAXI, STORE
UK/AUS	#426	(7)	CAFÉ, TAXI, HOTEL, GARAGE, KIOSK, FIRE-STATION, SHELL (with red shells)
EU	#990	(4)	TAXI, GARAGE, SHELL, HOTEL
EU/UK/AUS/CAN	#995	(3)	LEGO, HOTEL, SHELL
ALL COUNTRIES	#970	(3)	TAXI, POLICE, STATION

There were 2 new Lego named beams found in many sets from 1968-75. One is the small 1x2 brick with "LEGO" printed on it. This is found in either an old font style (1968-72) or a new font style (1973-75). Both styles came in colors red, blue and yellow, with "LEGO" in white, outlined in black. The other brick is a 1x4 brick with "Legoland" printed on it. The middle "L" (lower case) in "Legoland" has a small striped flag at the top of the letter. These common Legoland 1x4 bricks come in red, white, blue and yellow with black printing, and also in black with white printing.



Shown are 3 of the 1970's Town sets with named beams. From left to right are #348 Garage Set, #368 Taxi Station Set, and #688 Shell Tanker Truck Set.

Lego Beams with Names - Town (1966-80)

Set #	Year	Description (all signs in English)
#102	1968	4.5V Motor w/ Battery Box. EU/UK/AUS: (1) old font "LEGO" (1x2 red).
#217/330	1977	Shell Station. EU/UK/AUS/USA: (3) Shell w/ logo (1x2 white). (1) "Shell" (1x6 white).
#256/#192	1976	Policemen & Motorcycle Set. ALL (2) "POLICE" (2x3 white).
#310	1968	Motorized Truck Set. USA/CAN: (1) old font "LEGO" (1x2 blue). (2) old font "LEGO" (1x2 red). (2) "TRANSPORT" (1x6 blue).
#310	1973	Tug Set. EU/UK/AUS/CAN: (1) new font "LEGO" (1x2 blue).
#325	1966	Shell Service Station Set. EU/UK/AUS: (1) Shell w/ logo (1x2 red). (1) "SHELL" (2x4 white).
#331	1967	Dump Truck Set. ALL: (1) old font "LEGO" (1x2 blue).
#332	1967	Tow Truck Set. ALL: (1) old font "LEGO" (1x2 red).


#333	1967	Delivery Truck Set. ALL: (1) old font "LEGO" (1x2 red). (2) "TRANSPORT" (1x6 blue).
#334	1967	Truck with Flatbed Set. ALL: (1) old font "LEGO" (1x2 red). (4) old font "LEGO" (1x2 blue). (2) "TRANSPORT" (1x6 blue).
#335	1967	Transport Truck Set. ALL: (1) old font "LEGO" (1x2 red). (2) "TRANSPORT" (1x4 red).
#336	1968	Fire Engine Set. EU/UK/AUS: (1) old font "LEGO" (1x2 red).
#337	1969	Truck w/ Crane Set. EU/UK/AUS: (1) old font "LEGO" (1x2 red).
#338	1970	Ambulance Set. EU/UK/AUS: (2) upper 1/2 Red Cross pattern (1x8 white). (2) lower 1/2 Red Cross pattern (1x8 white).
#343	1968	Train Ferry Set. ALL: (2) "LEGO" (1x6 black).
#348	1972	Garage Set. EU/UK/AUS: "GARAGE".
#349	1971	Mini-Wheel Construction Set. USA: (5) "Legoland" (1x4 yellow). (2) "Legoland" (1x4 black). (1) old font "LEGO" (2x2 blue). (1) old font "LEGO" (2x2 yellow).
#351/#545	1971	Conveyor Station w/ Truck Set. ALL: (2) "Legoland" (1x4 black).
#354/#560	1972	Police Heliport Set. ALL: (1) "Legoland" (1x4 blue). (2) "POLICE" (2x3 white). (2) "POLICE" (1x6 white). (1) "S -21" (1x8 black).

#355	1972	Town w/ Roads Set. EU/UK/AUS: (2) Shell w/ logo (1x2 red). (1) "Legoland" (1x4 red). (2) "Legoland" (1x4 yellow). (2) "Legoland" (1x4 black). (1) "GARAGE" (1x8 white).
#357/#570	1973	Fire Station Set. ALL: (5) new font "Lego" (1x2 red). (3) "Legoland" (1x4 red).
#358	1973	Rocket Base Set. EU/UK/AUS/CAN: (2) "Legoland" (1x2 white).
#360/#580	1974	Gravel Quarry/Brickyard Set. ALL: (2) "Legoland" (1x4 red). (1) "Legoland" (1x4 yellow).
#368	1976	Taxi Station Set. EU/UK/AUS: (1) Shell w/ logo (1x2 white). (1) "TAXI" (1x4 yellow). (2) "TAXI" (2x3 black).
#370/#585	1976	Police Station Set. ALL: (1) "POLICE" (1x6 white). (5) "POLICE" (2x3 white).
#371	1971	Dump Truck Set. EU/UK/AUS: (1) old font "LEGO" (1x2 blue).
#372	1971	Tow Truck Set. EU/UK/AUS: (1) old font "LEGO" (1x2 red).
#374	1971	Fire Engine Set. EU/UK/AUS: (1) old font "LEGO" (1x2 red).
#375	1971	Refrigerator Truck/Trailer Set. EU/UK/AUS: (1) old font "LEGO" (1x2 red).
#376	1971	Truck w/ Excavator Set. EU/UK/AUS: (1) old font "LEGO" (1x2 blue).
#377	1971	Truck w/ Trailer & Crane Set. EU/UK/AUS: (1) old font "LEGO" (1x2 red).

#378	1972	Tractor Set. EU/UK/AUS: (1) old font “LEGO” (1x2 yellow).
#381	1973	Truck w/ Forklift Set. EU/UK/AUS: (1) new font “LEGO” (1x2 red).
#381/#588	1979	Police Station Set. ALL: (2) “POLICE” (1x2 white). (1) “POLICE” (1x6 white).
#382/#710	1973	Wrecker w/ Car Set. ALL: (1) new font “LEGO” (1x2 red).
#383/#730	1973	Truck w/ Excavator Set. ALL: (1) new font “LEGO” (1x2 red).
#385/#711	1973	Jeep w/ Trailer Set. ALL: (1) new font “LEGO” (1x2 yellow).
#410	1973	Payloader Set. USA (1) new font “LEGO” (2x2 blue).
#604	1971	Excavator Set. EU/UK/AUS: (1) old font “LEGO” (2x2 blue).
#605	1971	Taxi Set. EU/UK/AUS: (2) “TAXI” (2x3 black).
#606	1971	Dump Truck Set. EU/UK/AUS: (2) “Legoland” (1x2 black).
#608	1971	Kiosk Set. EU/UK/AUS: (1) “Legoland” (1x4 yellow).
#611/#420	1973	Police Car Set. ALL: (2) “POLICE” (2x3 white).
#614	1974	Excavator Set. EU/UK/AUS: (1) new font “LEGO” (2x2 yellow).
#621	1970	Shell Tanker Truck Set. EU/UK/AUS: (2) Shell w/ logo (1x2 red). (2) “Shell” (1x6 yellow).
#640	1971	Fire Engine Set. EU/UK/AUS: (1) old font “LEGO” (1x2 red).

#642	1971	Double Excavator Set. EU/UK/AUS: (1) old font “LEGO” (2x2 yellow).
#643	1971	Mobile Crane Set. EU/UK/AUS: (2) “Legoland” (1x4 yellow).
#644	1971	Double Tanker Truck Set. EU/UK/AUS: (4) old font “LEGO” (1x2 blue). (1) “Legoland” (1x4 blue).
#644/#540	1978	Police Units Set. ALL (2) “POLICE” (2x3 white).
#646	1971	Mobile Site Office Set. EU/UK/AUS: (2) “Legoland” (1x4 yellow).
#647	1971	Truck w/ Girders Set. EU/UK/AUS: (1) “Legoland” (1x4 yellow).
#648	1971	Shell Station Set. EU/UK/AUS: (3) Shell w/ logo (1x2 red). (1) “Shell” (1x6 white).
#650	1972	Car w/ Racing Car/Trailer Set. EU/UK/AUS: (2) “Legoland” (1x4 yellow).
#652/#450	1972	Forklift Truck/Trailer Set. ALL: (2) “Legoland” (1x4 yellow).
#659/#445	1973	Police Units Set. ALL: (2) “POLICE” (2x3 white).
#675	1979	Snack Bar Set. EU/UK/AUS: (1) “Snack Bar” (1x8 white). (2) with ice cream pattern (1x2 white).
#680	1971	Truck w/ Crane Set. EU/UK/AUS: (1) “Legoland” (1x4 yellow).
#681	1971	Truck w/ Excavator Set. EU/UK/AUS: (3) “Legoland” (1x4 yellow).
#682	1971	Truck w/Tractor Set. EU/UK/AUS: (1) “Legoland” (1x4 red). (1) old font “LEGO” (2x2 blue).


#683	1971	Delivery Truck Set. EU/UK/AUS: (1) “Legoland” (1x4 red). (4) “Legoland” (1x4 white).
#684	1972	Truck w/ Forklift Set. EU/UK/AUS: (2) “Legoland” (1x4 blue).
#686	1972	Dump Truck/Loader Set. EU/UK/AUS: (1) old font “LEGO” (1x2 yellow).
#688	1973	Shell Double Tanker Truck Set. EU/UK/AUS/CAN: (1) “Legoland” (1x4 yellow). (2) Shell w/ logo (1x2 white). (4) “Shell” (1x6 yellow).
#690	1974	Shell Station Set. EU/UK/AUS: (5) Shell w/ logo (1x2 white). (1) “Shell” (1x6 white).
#692/#492	1976	Truck & Payloader Set. ALL (1) new font “LEGO” (2x2 yellow).
#813	1974	Gear Bulldozer Set. EU/UK/AUS/CAN: (1) new font “LEGO” (1x2 red).
#814	1975	Gear Farm Set. EU/UK/AUS/CAN: (1) new font “LEGO” (1x2 yellow).
#970	1978	Lighting set with 3 transparent named beams: ALL: “POLICE”, “STATION”, “TAXI”.
#990	1969	Flag, Tree, Antenna, Named Beam Parts Pack. EU: “SHELL”, “TAXI”, “HOTEL”, “GARAGE”.
#995	1969	Lighting Set with 3 transparent named beams. EU/UK/AUS: “SHELL”, “HOTEL”, “TAXI”.
#1551	1972	Sterling Luggage Carrier Set. UK: (1) “S” (1x2 red),(8) “STERLING” (1x4 white).



Shown are 3 Space System sets with named beams. #918 Space Transport Set (top left), #924/#487 Transporter Set (top right) and #928/#497 Galaxy Explorer Set (bottom).

Lego Beams with Names – Early Classic Space (1978-80)

Set #	Year	Description (all signs in English)
#918	1979	Space Transport set. EU/UK/AUS/CAN: (2) “LL 918” (1x4 blue). (1) Stove Switch pattern (1x4 gray).
#924/#487	1979	Transporter set. ALL: (2) “LL924” (1x4 blue).
#928/#497	1979	Galaxy Explorer set. ALL: (2) “LL 928” (1x4 blue).



Named beams were used for LEGO Train System sets from their introduction in 1966, until the mid 1970's. Above left is the #149 Shell Transport Set. Upper right is the #137 Passenger Wagon. Lower right is the #126 Steam Locomotive.

48.3 Lego Printed Train Beams (1966-80).

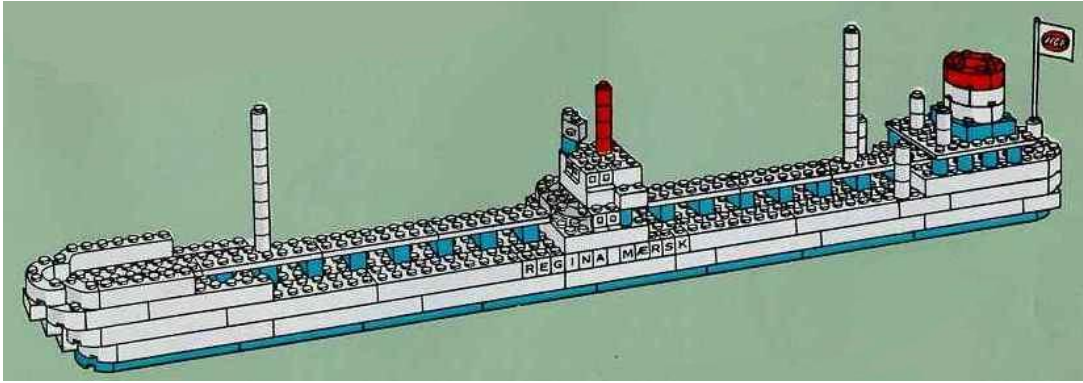
When Lego trains first came into production in 1966, several new named beams were also introduced. Lego trains had the first named beams in colors other than white. However, by the early 1970's the use of sticker sheets replaced named beams in all train sets.

The #720 12V Train, which was produced starting in 1969, had the most number of named beams of any Lego set ever produced. There were 6 different named beams, with 2 in each style, for a grand total of 12 named beams. These named beams were of 4 different colors: white, red, black and blue.

Lego Beams with Names - Train (1966-80)

Set #	Year	Description (all signs in English)
#113	1966	<p>Lego Train with 4.5 volt motor. EU/USA/CAN: (4) "POST" (1x6 white). (2) "HAMBURG" (1x6 blue). (2) "BASEL" (1x6 blue). (2) "GENOVA" (1x6 blue). UK/AUS: (4) "ROYAL MAIL" (1x6 red). (2) "LONDON" (1x6 blue). (2) "MANCHESTER" (1x6 blue). (2) "GLASGOW" (1x6 blue).</p>
#116	1967	<p>Starter Train with 4.5V motor.* EU/UK/AUS: (2) "116" (1x8 black, only in later #116 sets).</p>

		(2) Mail Envelopes, left/right (1x4 yellow). (2) Mail Horns, left/right (1x4 yellow). USA/CAN: (2) "116" (1x8 black). (2) Mail Envelopes in red (1x4 yellow). (2) Mail Horns in red (1x4 yellow). * Many variations to the printed bricks
#120	1969	Complete Freight Train with 4.5V motor. EU/UK/AUS: (2) "120" (1x4 black).
#122	1970	Locomotive and Tender with 4.5V motor. EU/UK/AUS: (2) "122" (1x4 black).
#123	1969	Passenger Coach. EU/UK/AUS: (2) "INT. EUROPE" (1x8 red).
#124	1969	Lego Goods Wagon. EU/UK/AUS: (2) "HE 124" (1x4 blue). (2) "L 17.5 TON / T 10.6 TON" (1x4 blue).
#126	1970	Steam Locomotive. EU/UK/AUS: (2) "126" (1x4 black).
#149	1976	Shell Fuel Refinery. EU/UK/AUS: (6) Shell w/ logo (1x2 white). (4) "Shell" (1x6 white).
#720	1969	12V Electric Train. EU: (2) "IKA 83" (1x4 white). (2) "L 15.5 TON / T 9.1 TON" (1x4 red). (2) "L 18 TON / T 16 TON" (1x4 white). (2) "QH 44" (1x4 red). (2) "720" (1x8 black). (2) "P431/ L 30 TON/T 9 TON" (1x8 blue).
#721	1969	12V Steam Locomotive. EU: (2) "721" (1x8 black).
#722	1970	12V Train with 2 Tipper Wagons. EU: (2) "722" (1x6 black).
#723	1970	12V Diesel Locomotive. EU (2) "723" (1x8 red).



This LEGO ship model from a 1960 LEGO idea booklet shows how LEGO alphabet bricks can be used in a LEGO model design. The Regina Maersk ship was also an early glued display model.

48.4 Lego Alphabet/Number Bricks (1957-86).

The Lego alphabet bricks came out in late 1957 in spare parts packs #234 and #1234. LEGO Letter Bricks came out in 1960 in spare parts pack #237. These sets contained 1x1 white bricks with a single number or letter printed on one of the 4 sides of the brick. These bricks were made of Cellulose Acetate until about 1962. Then they switched to ABS plastic. Because the 1x1 bricks are so small there is little space for any warping to appear significant.



The 1957-65 continental European and British numbers and letters from the #234 & #237 spare parts packs.





The 1961-66 USA/Canada numbers and letters from the USA/Canada #234 & #237 spare parts packs. These are much darker blue and slightly smaller than those 1x1x1 number/letter bricks found elsewhere.



The 1966-68 continental European numbers and letters from the #487 and #488 spare parts packs. These are similar in size and font to the #234 & #237 earlier packs.



The 1969-72 continental European numbers and letters from the #987 and #988 spare parts packs. These have the thickest font of any number/letter 1x1x1 bricks, with the lightest shade of blue.



The 1966-72 British/Australian numbers and letters from the #434 & #437 spare parts packs. The numbers and letter are larger than those found elsewhere. However they are relatively thin compared to their size.

Interestingly enough, even the named beams of Britain and Australia were much thinner than those found elsewhere, and this thin lettering was also used in the number/letter bricks.



When LEGO Alphabet Bricks were introduced in November 1957 as spare parts packs #1234 in Denmark, Norway and Sweden, and as spare parts packs #234 elsewhere in continental Europe, they came with an outer sleeve, and an inner box. This is the artwork from the bottom of the inner box. By mid 1958, all boxes had the #234 number.



Pictured left is a 1957-58 Norwegian #1234 Alphabet Brick parts pack box, and shows very rare blue alphabet bricks with gold lettering. These were produced in Norway, and were the first alphabet bricks found in any color except white. Whether these Norway only colored bricks exist in red or yellow has not yet been determined.



Below is a 1957-58 Belgian Alphabet Brick #234 box in the usual white bricks with navy blue lettering.

There will always be an entire alphabet in each letter bricks parts pack, with extra examples of the more common letters. In all the number bricks parts pack there will always be several 0-9 number ranges with a few extra “0” and “1” bricks.

The letter bricks were always upper case only. So in Germany, Austria, Switzerland, and possibly Belgium and the Netherlands there were 3 extra bricks, namely the “Ä”, “Ö” and “Ü” with the “umlauts” common to German and Dutch/Flemish. There is no double “ss” letter common in German (the Greek alphabet symbol for “Beta”) to be found in any of the letter spare parts packs.


In Scandinavian countries the letter bricks parts packs had the special letters (such as “Æ”, “Å” and “Ø”) found in either the Danish, Swedish or Norwegian languages. Although I have never seen a set of letters in French, if they exist, they would probably contain the extra French accents.



The #234 and #237 spare parts packs were produced with this box design from 1960-65.

Besides the different letter bricks found in continental Europe (there are no extra or unusual letters in English, so USA/Canada and Britain had just the 26 different letters of the alphabet) there are also some differences in the type face. Continental Europe had serif letters in navy blue. In Britain/Australia the letters were sans serif, navy blue in color, and the letters were larger than those found elsewhere. In USA/Canada the letters were sans serif, smaller in size, and have been found in navy blue. Although the number bricks were all serif, they followed the same size/color convention of the letter bricks for the different regions.

There is one distracting about the number and letter bricks from the 50's and 60's. One of the 4 sides of every brick had that unsightly “umbilical cord” blemish, where the plastic that was injected into the mold was broken off. Having these blemishes meant that one out of every 4 1x1 letter or number brick had the umbilical cord blemish on the side where the letter or number was printed (1 in 4 because there are 4 sides to the brick, and because of the laws of probability). When making a sign of the 1x1 Lego number/letter bricks, it becomes apparent that these umbilical cord blemishes are somewhat noticeable.



The #315 Taxi set had an alphabet and a numbers brick.

Besides the spare parts packs, very few Lego sets ever had any number or letter bricks in them. One of the first example was #315 Little Taxi set of 1964-68 (sold in all locations). It had an “Y3” license plate made of one letter and one number brick. The #610 Super Wheel Toy set of 1964 in USA and Canada had 8 numbers (the locomotive number on either side). The 2 sets of 4 numbers were “6218”. Another set was the Britain/Australia only #313 London Bus set of 1966. It had a bus number of “78”. And finally #353 Terrace Houses with Garage set of 1972 (continental Europe & Britain/Australia) had house numbers “2” and “4”.

In continental Europe the #234 (letters) and #237 (numbers) brick spare parts packs were replaced in 1966 by #487 (numbers) and #488 (letters) spare parts packs. The color of the numbers/letters and size of the fonts did not change with the #487 and #488 packs. However when the #487 numbers and #488 letters spare parts packs were replaced by #987 and #988 packs around 1969, there were several changes. The #988 letters pack also had some “&” bricks in that set. The #987 numbers pack also had “+”, “-”, “=”, “:” symbols in that set. And the size of the letters/numbers was larger and the letters/numbers were of a bold type face thickness. Also the color of the letters/numbers was no longer navy blue, but more of a medium blue. The #987 and #988 were produced until 1972, when all number and letter bricks spare parts packs were discontinued.

In Britain, the #234 letter and #237 number spare parts packs were replaced by #434 letter and #437 number spare parts packs in 1966. Again, the color of the numbers/letters and size of the fonts did not change with the #434 and #437 packs. These sets continued production until they too were discontinued in 1972.

In USA/Canada the #234 letter and #237 letter spare parts packs were discontinued in 1966. That year a new #426 set came into production in Canada. It had both numbers and letters, and also named beams. In the USA numbers and letters parts packs were permanently discontinued in 1966.

1972 was the last year for number and letter bricks.

Lego Alphabet/Number Bricks (1957-72)

Set # (Type)	Years	Location *	Description/Count
#1234 (letters)	1957-58	Northern Europe	50 A-Z bricks
	1957-58	Norway	50 A-Z Blue bricks
#234 (letters)	1957-58	Central Europe	50 A-Z bricks
#234 (letters)	1958-65	EU	50 A-Z bricks
	1960-65	UK	50 A-Z bricks
	1961-65	USA	35 A-Z bricks
	1962-65	CAN	30 A-Z bricks
	1962-65	AUS	50 A-Z bricks
#237 (numbers)	1960-65	EU	50 0-9 bricks
	1960-65	UK	50 0-9 bricks
	1961-66	USA	35 0-9 bricks
	1962-66	CAN	30 0-9 bricks
	1962-65	AUS	50 0-9 bricks
#426 (numbers/letters)	1966-68	CAN	Set came with mixture of letter and number bricks and several named beams.

#434 (letters)	1966-72	UK/AUS	50 A-Z bricks
#437 (numbers)	1966-72	UK/AUS	50 0-9 bricks
#487 (numbers)	1966-68	EU	44 A-Z bricks
#488 (letters)	1966-68	EU	44 0-9 bricks
#987 (numbers)	1969-72	EU	44 A-Z, & bricks
#988 (letters)	1969-72	EU	44 0-9 = : + - bricks
#1011 (numbers)	1980-86	ALL	100 0-9 = * + - bricks
#1017 (letters)	1980-86	ALL	150 A-Z bricks

* - Northern Europe = Denmark, Norway and Sweden. Central Europe = Germany, Austria, Switzerland, Netherlands, Belgium and distant Portugal. EU = Continental Europe UK = Britain
AUS = Australia USA = USA CAN = Canada ALL = All countries



In 1980 LEGO Dacta System, the LEGO educational institution sets, introduced a series of large number and letter blocks for placing on a large 50x100 stud gray baseplate that was used as a wall board. These large numbers, mathematical symbols, as well as upper and lower case letters, was sold by DACTA for many years.

In the 1980's and 1990's DACTA, the Lego System for educational institutions came out with sets of number and letter bricks, but these were very large, and were more like very thick Lego bricks with a smooth surface similar to Lego tiles. Their smooth surface had the number/letter, and they attached to large Lego baseplates to spell out sentences or mathematical problems. The DACTA letter sets had 150 blocks in upper and lower case, while the numbers/symbols set had 100 blocks.



48.5 Lego Stickers (1971-82).

Lego first started using stickers around 1971. Stickers were a cheaper alternative to embossing designs and signage onto bricks. Today both embossed bricks and stickers are still a part of the Lego product, although stickers are much more common.

Stickers were used first on train cars and locomotives in the Lego Train System in 1972. Passenger Train Car #123 was one of the first. Locomotives #721 and (new version of 1974) #723, as well as train sets #720 and #722 also had stickers on them.

In the early 1970's stickers became prevalent in building sets and models. One of the most interesting (as well as being sticker intensive) was the London Bus set, which is #384 in Europe and Canada, and #760 in USA. This sheet had several stickers that gave the finished bus a very nice appearance.

The Model Builders sets of the mid 70's all had stickers. The #396 Thatcher Perkins Locomotive had a colorful pair of stickers for each side of the locomotive to display the "396" number, as well as another pair for "Thatcher Perkins". The antique cars of this series (#390 1913 Cadillac, #391 1926 Renault and #395 1909 Rolls Royce) all had a car name sticker for their license plates, as well as other ornamentation.

Many of the theme sets of the 1970's also had a lot of stickers. The 1975 set #365 Wild West Town had a sticker for each of the 7 businesses in the western town. The #364 Harbor Town (Europe/Canada only) of the same era, had stickers for the businesses as well as the boats.

The Homemaker sets of the 70's and 80's all had lots of stickers for each room in the Homemaker series. There were stickers for TV, wall mirrors, and hanging bath towels. Of the Homemaker set, 1982 #5235 Schoolroom Set is one of the most interesting. The set has a blackboard prominently displayed on the box top. This sticker hides the fact that underneath the blackboard sticker is a 1x5x6 large yellow window. This set also has stickers for both sides of the USA flag displayed on the box. All flags from about 1973 to 1990 had stickers for the designs on the flag. See the section on Lego Accessories - Old Flags.

Lego Town Sets with Sticker Sheet - (1972-82)

Set #	Year	Set Name
#311	1973	Ferry Set
#314/#709	1976/78	Police Boat Set
#315	1976	Container Ship
#316/#775	1978/78	Fire Fighter Ship Set
#357/#570	1973/73	Fire Station Set
#361	1974	Garden Café Set
#363/#555	1975/76	Hospital w/ Figures Set
#364	1975	Harbor Scene Set
#365	1975	Wild West Scene Set
#367/#565	1975/76	Moon Landing Set
#369/#575	1976/78	Coast Guard Station Set
#372	1977	Texas Rangers Set
#373	1977	Off-Shore Rig w/ Tanker Set
#374/#590	1978/78	Fire Station Set
#376/#560	1978/78	House w/ Garden Set
#377	1978	Shell Station Set
#379	1979	Bus Station Set
#384/#760	1974/75	London Bus Set
#386/#770	1976/76	Helicopter/Ambulance Set
#455	1975	Learjet Set.
#554	1979	Exxon Tanker Set
#600	1978	Police Car Set
#601	1978	Shell Gas Pump Set
#602/#6602	1978/81	Fire Chief's Car Set
#604	1978	Shell Car Set
#605	1978	Street Sweeper Set
#606	1978	Ambulance Set
#618/#628	1977/77	Police Helicopter Set
#619	1977	Rally Car Set
#620	1978	Fireman's Car Set
#621	1978	Police Car Set
#622	1978	Tipper Truck Set
#623	1978	Medic's Car Set
#626/#6626	1978/81	Rescue Helicopter Set
#640	1978	Fireman's Car/Trailer Set
#641	1978	Excavator Set
#644/#540	1978/78	Police Units Set
#646	1979	Auto Service Truck Set

#653/#460	1972/73	Ambulance/Helicopter Set
#657	1974	Executive Jet Set
#661/#456	1976/77	Spirit of St. Louis Plane Set
#663	1977	Hovercraft Set
#664	1977	TV News Crew Set TV News Crew Set
#670/#558	1978/79	Mobile Crane Set
#671	1978	Shell Tanker Set
#672/#556	1978/79	Fire Emergency Van Set
#673	1978	Rally Repair Crew Set
#685	1972	Delivery Truck/Trailer Set
#687	1973	Caravelle Plane Set
#694	1976	Transport Truck Set
#699	1977	Photo Safari Set
#939	1973	Assorted Flags/Road Signs/Trees Set
#940	1973	Assorted Flags/Road Signs/Trees Set

Lego Train Sets with Sticker Sheet - (1972-79)

Set #	Year	Set Name
#131	1972	Passenger Coach Set
#133	1972	Locomotive Set
#137	1975	Passenger Sleeping Car Set
#147	1976	Refrigeration Wagon w/Forklift Set
#148	1975	Central Station Set
#161	1972	Battery Wagon w/ Signal Set
#163	1977	Crane Wagon Set
#164	1978	Passenger Wagon Set
#165	1978	Cargo Station Set
#180	1972	4.5 V Train w/ 5 Wagons/Track Set
#181	1972	4.5 V Train w/ Signal Set
#182	1975	4.5 V Train w/ Signal Set
#183	1976	4.5 V Train w/ Track Set
#723	1974	12 V New Diesel Locomotive
#724	1972	12 V Diesel Loc w/ 2 Cars Set
#725	1974	12 V Freight Train w/Track Set
#726	1976	12 V Western Train w/ 2 Wagon Set
#727	1977	12 V Locomotive Set

Lego Homemaker/People Sets with Sticker Sheet - (1971-82)

Set #	Year	Set Name
#230	1978	Salon Colette Set
#231	1978	Hospital Set
#232	1978	Bungalow Set
#258	1976	Zoo Set w/ Baseboard
#260	1971	Living Room Set
#261	1971	Kitchen Set
#261	1979	Bathroom Set
#262	1972	Children's Bedroom Set
#263	1974	Kitchen Set
#264	1974	Living Room Set
#265	1974	Bathroom Set
#266	1974	Child's Bedroom Set
#268	1979	Family Room Set
#269	1979	Kitchen Set
#270	1973	Grandfather Clock Set
#271	1973	Baby's Cot & Cabinet Set
#272	1973	Bathroom Vanity Set
#274	1974	Television/Chair Set
#275	1974	Table/Chairs Set
#278	1978	TV Room Set
#290	1973	Dining Table/Chairs Set
#291	1973	Blackboard/Desk Set
#294	1974	Living Room Cabinet Set
#295	1974	Secretarial Desk Set
#297	1978	Children's Bedroom Set
#5233	1980	Child's Bedroom Set
#5235	1982	Schoolroom Set

Lego Hobby Sets with Sticker Sheet - (1975-79)

Set #	Year	Set Name
#390	1975	1913 Cadillac Set
#391	1975	1926 Renault Set
#392	1975	Formula 1 Racer Set
#393	1976	Norton Motorcycle Set
#394	1976	Harley Davidson 1000cc Set
#395	1976	1909 Rolls-Royce Set
#396	1976	Thatcher Perkins Set
#398	1978	U.S.S. Constellation Set*

* - This set was re-issued in 2003

Lego Early Classic Castle Sets with Sticker Sheet - (1978-82)

Set #	Year	Set Name
#375/#6075	1978/81	Yellow Castle Set
#383/#6083	1979/81	Knight's Tournament Set*

* All #6083 (USA version) sets have a sticker sheet. This sticker sheet has 4 stickers for both sides of 2 medieval coat-of-arms flags. All flag elements are unadorned in the #6083 sets. However, most examples of the #383 (non USA version) have the flag pattern embossed onto the flags themselves, and don't have a sticker sheet.

Lego Early Expert Builder Sets with Sticker Sheet - (1978-80)

Set #	Year	Set Name
#854	1978	Go-Cart Set
#948	1978	Go-Cart Set


Lego Promotional Sets with Sticker Sheet - (1972-82)

Set #	Year	Set Name
#1550	1972	Sterling Promotional Caravelle Super Set
#1560	1974	Lufthansa Promotional Jet Set
#1561	1976	Lufthansa Promotional People Set
#1562	1976	Lufthansa Promotional Bi-Plane Set
#1575	1977	Finnjet Promotional Ship Set
#1580	1980	Silja Line Promotional Ship Set
#1589	1978	Weetabix Promotional Town Square Set
#1590	1982	ANWB Promotional Shop Set
#1601	1976	Schmidt Promotional Factory Set
#1610	1978	Martinair (Holland) Promotional Plane Set
#1611	1978	Martinair (Holland) Promotional Jet Set
#1620	1978	Chocomel Promotional Factory Set
#1650	1974	Maersk Line Promotional Ship Set
#1651	1980	Maersk Line Promotional Truck Set
#1656	1982	Viking Line Promotional Ship Set

48.6 Painted Lego Parts (1955-72).

TLG has produced many painted Lego pieces over the last 50 years. The earliest go back to the mid 1950's. Some of these appear to be hand painted, such as the 1956-65 Lego Cyclist/Motorcyclist Set (#270/#1270), the 1956-65 Lego Traffic Police Set (#271/#1271), and the 1955-72 Lego trees/bushes (many different set numbers. The Esso Service Station (#310/#1310) of 1956-66 also had a painted edge to the roof plates, and the Shell Service Station (#325) of 1966-70 had spray painted panels on the garage doors.

Another item that was painted was the 1:87 Lego Cars/Truck of 1955/70. However these will be covered in greater detail in the chapter on the 1:87 cars/trucks.



The 1957 artwork on this #310/#1310 box shows the painted edge along the gas station overhang. But this picture incorrectly shows another painted edge along the row of beams along the top.

The Esso Service Station (1956-63).

From 1956-63 TLG made the #310/#1310 Esso Service Station sets in continental Europe with a red painted edge to the side edge of the Esso station roof. These were also sold in Britain, Ireland and Australia. This paint was a bright red color and looked very much like red fingernail polish. The pieces that had a painted edge were two 6x8, one 4x8 and one 4x8 (right curve) white plates. From 1957-62 they were of the “waffle bottom” variety of white plates. And from 1962-63 they were of the circle bottom plates. Even though the #310 Esso Service Station was sold until 1965, the painted edges were discontinued in 1963, although the boxes still showed the red edges until 1965.



The garage doors of the 1966-70 #325 Shell Service Stations has 9 panes with a yellow painted edge that may have been sprayed on with a template.

The Shell Service Station Garage Doors (1966-70).

Another Lego piece that was painted was in the 1966-70 #325 Shell Service Station. There were 2 clear flip up garage doors (see the chapter on garages and service station accessories) that were clear in color. They had 9 door panels outlined in yellow sprayed paint, likely painted thru a template. The #325 set garage doors sold in Britain, Ireland and Australia did not have painted garage doors. The #325 sets sold in those countries garage doors made of solid yellow plastic instead.

It appears that a few of the continental European #325 garage doors were being produced without painting the garage doors. They are sometimes found totally clear, and are considered very rare.



The many color variations of early LEGO trees and bushes was likely the reason that by 1960 TLG decided to do all their painting in the factory, rather than farm it out to home workers.

Lego Trees/Bushes (1955-72).

Another painted Lego element was the 1950's and 1960's Lego trees/bushes. From 1955-60 these were painted by home workers farmed out from TLG. These were painted with green, brown, black, red (for the apples in the apple tree) and white paint (in the case of the birch tree). Because they were not produced in-house during the early years, there are many variations to the colors during those years. Due to quality control problems, the work was done at the factory starting in 1960.

Painted trees were sold mostly in continental Europe, Britain and Australia. In early USA/Canada Samsonite sets, they were painted as well, but later Samsonite switched to unpainted trees and bushes. Since the paint underneath the early Lego trees is of a flesh colored hue, the unpainted Samsonite trees/bushes were made of green plastic. The painted trees/bushes were discontinued by 1972.



Show left are the LEGO #271/#1271 Traffic Police Accessories spare parts pack of 1956-65. This hand painted group consisted of 4 traffic policemen in different poses, a traffic light on a pole, and a traffic circle with lantern. These rare items were only sold in Denmark, Norway and the Netherlands.

The Lego Traffic Policemen (1956-65).

The elusive Lego Traffic Policemen Set #271/#1271 was produced from 1956-65. During that time it was rarely seen in any Lego catalog. It was only produced for 3 countries in continental Europe, Denmark, Norway and the Netherlands. This set consisted of 4 traffic policemen in different poses, one traffic light on a pole, and one traffic island with lantern. These were hand painted. From 1956-60 this work was farmed out to home workers. Because of quality control issues, there were many variations in the painting, and by 1960, the work was brought into the factory. Some early policemen come with white socks (chaps), while others have all black socks that are not at all distinguishable from the black boots and black slacks. The ones with the white socks are very rare. Also some traffic cones had white paint, and some traffic lights had white poles, both of which are rare.



The LEGO Cyclists and Motorcyclists were all hand painted. They were painted in an endless variety of different colors.

The Lego Cyclists/Motorcyclists (1956-65).

The #270/#1270 Cyclist/Motorcyclist set was produced from 1956-65. There were 4 designs (3 motorized type cyclists, 1 bicyclist), and each was found in a #270/#1270 set, with one duplicate included (for a total of 5 pieces). These were all hand painted. The people and the motorcycles/bicycles were produced in many different color variations. Between them all, there are probably over 50 different variations how they were painted.

From 1955-60 the painting of these cyclists was farmed out to home workers. Because of the large variation in colors, this work was brought into the factory starting in 1960. After that date fewer color combinations are known.

48.7 Modern Printed & Stickered Lego Parts (1980-Present).

By 1980 the number of sets with sticker sheets (instead of printed bricks) became quite large. The number of sheets runs over 1,000 sticker sheets. The same holds true for printed LEGO elements. For a more detailed look at modern sticker sheets and printed elements, check the Peeron or Bricklink parts databases:

www.peeron.com

www.bricklink.com

Chapter 48 Corporate Credits: LEGO is a registered trademark of The LEGO Group. Esso is a registered trademark of Exxon Mobil Corp. Shell is a trademark of Royal Dutch Shell Corp. Bedford is a registered trademark of General Motors Corp. Samsonite is a registered trademark of Samsonite Corp.

Chapter 48 Image Credits: The LEGO Group - Billund Denmark, Eric Strand - Texas USA, Jim Hughes - Ohio USA, Kurt Richter - Germany, Lothar Gasteiger - Germany, Rohnny Swenen - Belgium, Diana Swartjes - Netherlands, Richard Bintanja - Netherlands, Henk van Zanten - Netherlands, Arnoud van den Bos - Netherlands, Manuel Cueto -Colombia, Joao Mimoso - Portugal, www.peeron.com, www.bricklink.com, Kirsten Stadelhofer - Billund Denmark, Gerhard Istok - Michigan USA.
